




# PS-2437B

## POWER SUPPLY



UL 1069 and CSA C22.2#205  
5002971

### BENEFITS

- Fully Regulated
- Small Package
- Easy to Install
- UL and CSA Listed
- Complete with Cable

The Tech Works **PS-2437B** is a regulated computer grade power supply capable of providing 3.75 Amps of power at 24-Volts DC to any of our products. Ground is isolated from the power supply 24 VDC common connection to provide galvanic isolation in critical applications. This unit is UL and CSA listed in a surface mount enclosure. A 6-foot removable power cord with a North American standard Edison connector is included. This is a switching power supply designed to operate on worldwide AC input.

A metal mounting bracket is included to allow the unit to be screwed to the wall or under a counter.

### Associated Equipment

<b>IC-52</b>	2-Channel Intercom Amplifier
<b>ICA-202</b>	2-Channel Intercom Amplifier
<b>PA-402</b>	Paging Amplifier
<b>CI-HSI-41</b>	Headset Intercom System
<b>CI-MSI-22</b>	Microphone Speaker Interface
<b>CI-ODC-1</b>	Operator Desk Console

### Design Information

<b>Power Input</b>	100-240V AC 50-60Hz
<b>Power Output</b>	24V DC @3.75A (90W)
<b>Color</b>	Black
<b>Mounting</b>	Wall / Backboard w/Included Mount
<b>Dimensions</b>	2.5" (4" with Bracket) W x 5.75" H x 1.4" D
<b>Weight</b>	1 lb.

### Architects' and Engineers' Specifications

The System shall be supplied with a 24-Volt Direct Current power supply capable of powering all devices, as shown on plans, simultaneously with a minimum of 25% reserve power. The power supply shall have isolated ground from DC power common and be UL/CSA Listed for use with alarm and signaling systems. A surface mounting metal bracket shall be included to house the power supply. This unit shall operate from an input of 100 to 240 Volts AC and supply a minimum of 3.75 Amps at 24-Volts DC.

The Power Supply shall be  
Tech Works Model PS-2437B.



# Tech Works®

"Making Specialized Communication Easy"

800-813-1080

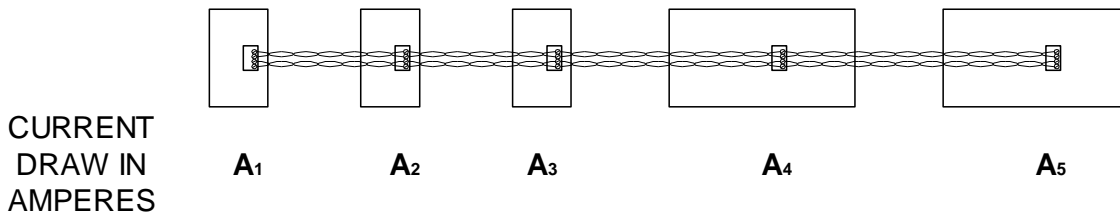
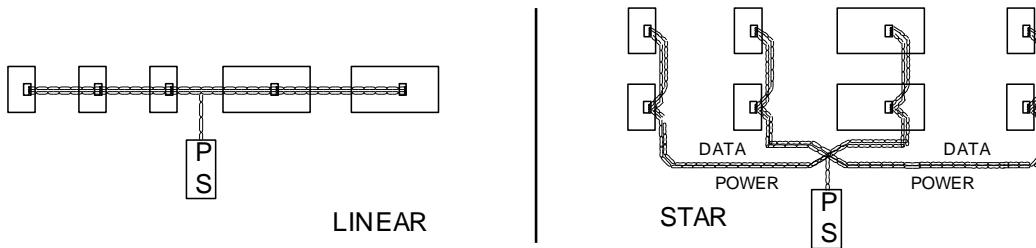
[www.techworks-usa.com](http://www.techworks-usa.com)

03/25



# NETWORK POWER & WIRE REQUIREMENTS

POWER SHOULD BE THE SHORTEST ROUTE POSSIBLE!



## POWER SUPPLY SIZE REQUIRED

$$A_1 + A_2 + A_3 + A_4 + A_5 = A_{\text{TOTAL}}$$

ADD THE MAXIMUM CURRENT REQUIRED BY EACH DEVICE TO DETERMINE THE TOTAL CURRENT REQUIRED FROM THE POWER SUPPLY.

## WIRE SIZE REQUIRED

$$\frac{V}{A_1 + A_2 + A_3 + A_4 + A_5} > R_{\text{WIRE}} \times 2$$

VOLTAGE / CURRENT SHOULD ALWAYS BE GREATER THAN THE RESISTANCE OF THE WIRE X 2

