



CC2-RS-4

CC-Series Room Status Station 4 Buttons

The Tech Works **CC2-RS-4** is a 4 light/4 button Intelligent Room Status Station. The four lights/buttons are available in 3 color options "B" for Bright colors, "N" for No colors (plane white), or "P" for Pastel colors. The four lights when color-coded as Bright colors are Red, Yellow, Green, and Blue. The four lights when color-coded as Pastel colors are Pink, Ice Blue, White and Purple. Lights can be used to easily identify functions or staff.

The **CC2-RS-4** is field programmable for a variety of functions and options. The dip switches allow the installer to choose our Doctor Follow Clinic formats, of first push of a button is a steady lamp, second push is a flashing lamp, and third push is off, or simple on/off either steady lamp or flashing lamp. If you need a combination of both to provide the Red level as an Emergency push for help and the other colors as Doctor Follow, this is also available with the flip of a switch.

For applications requiring a countdown timer, Tech Works offers the CC2-RS-4-BD. This feature is on the bottom button only, and has a corresponding "Slow Flash" while it counts down. The countdown period is 5 minutes for each push of the button. At the end of the countdown period the light changes to "Fast Flash". To cancel the timer and stop the "Slow Flashing", simply hold down the corresponding button, and the light will change to "Off". A Tone option is available by adding a suffix "T" to the part number.

The Tech Works Intelligent Data Network Communication allows the status of these buttons and lights to be sent to Intelligent Master/Annunciator and other Substations.

BENEFITS

- Easy to Install
- Easy to Program
- Easy to Operate
- Durable Construction
- Two Twisted Pair Cable

Associated Equipment

CC2-ZL-4	Zone Light
CC2-AN-84	8-Column, 4-Color Annunciator
CC2-DL-44	Smart Dome Light

Design Information

Power	11-25V DC
Color	White
Mounting	1-Gang Back Box
Dimensions	3.25" W x 0.5" D x 5" H
Weight	1 lb.

Architects' and Engineers' Specifications

The Clinic-Call System Intelligent Room Status Station shall be a standard one gang electrical box mounting device constructed of ABS. A minimum of four lighted buttons shall indicate up to eight statuses of each room. The four lights/buttons shall be color-coded as *Red, Yellow, Green, and Blue* to easily identify functions and location of staff. The Corridor Light shall be an intelligent electronic device, addressable by the installer, requiring no more than 100 mA at 12 Volts DC for full operation. The system shall operate on two twisted pair parallel wiring. Any system that requires more than two twisted pair wire and is not installer programmable will not be considered under this specification.

The Clinic Call System Room Status Station shall be Tech Works Model CC2-RS-4-*



Tech Works®

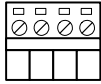
"Making Specialized Communication Easy"



Quick Start Installation Instructions

W B B
H L R L
I A E A
T C D C
E K K

T R + -



Wiring is four screw terminals to interface to the Tech Works Network. The Network is 2 twisted pair wires. One Pair of wires is Network Communication data and the other pair is power.

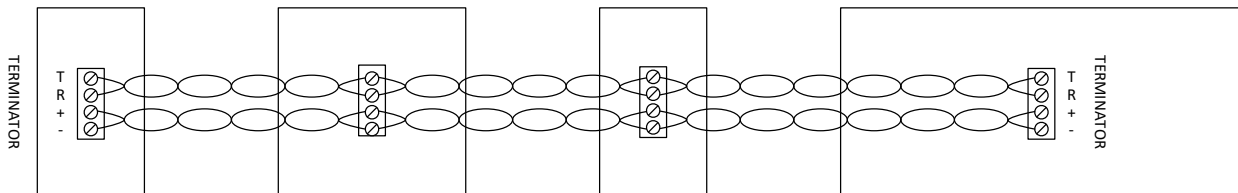
Be sure to tighten the screw on the wire tightly. U.L. Torque Spec: 3.5 lb. / in.

The first pair is RS485 terminated bus topology, operating at 39K baud in a parallel connection plan. Because this is a distributed processor system, each intelligent device contains a micro controller, so there is "NO Central Processor". Each device is totally self-contained and can be used as a stand alone or in combination with any other intelligent device.

The second pair is 11-25 VDC power in a parallel connection plan.

The system is designed to operate on unshielded twisted pair cable from 24 to 18 AWG.

The twist of the cable is critical to the proper communication of data on the network to avoid noise interference. Any standard voice grade twist should provide adequate noise cancellation under normal operating conditions. All wiring is NEC Class 2.

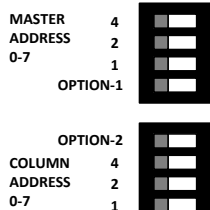


Due to the implementation of innovative data noise canceling circuits in all Tech Works RS485 microprocessor products, the data and power can now be run in any direction up to a total wire length of 3000 feet.

The last station on each end of all wire runs must employ a terminating resistor to make the network operate correctly. The terminator is built into each station and selected by turning "ON" the "T" dipswitch. If a terminator is placed in the middle, data will not flow to all devices in the system causing irregular operation.

As with any RS485 communication system grounding is critical to the proper operation and life expectancy of the system. All **Tech Works** power supplies employ a floating ground designed to isolate the data communication from interference and destructive electro static discharges. The use of multiple power supplies on the same network will cause different floating ground references (ground loops) which may cause noise and destruction of the intelligent devices. If multiple power supplies are required, be sure to connect all "-" or common wires together between power supplies for a "common" reference.

Connect the power supply as near the middle of the network loop as possible to assure the best possible power distribution.



Each Substation is equipped with dipswitches for installer programming of the system. The first set of switches selects the Master or group of Masters on which this Substation will be displayed. The second set of dipswitches selects the column of lights on the Master to represent this Substation. Any two Substations with the same address will be totally interactive. This means the push of a button on one sub will light its light, as well as the light on the other sub with the same address.

