



CI-HSI-41

Collaborative Intercom Headset Combiner

The Tech Works CI-HSI-41 Headset Combiner is part of the Collaborative Intercom product group designed to take standard Plantronics headsets and let them talk to each other as well as other Tech Works CI-Buss products. The CI-HSI-41 accommodates up to four Plantronics CS-540 lightweight, Wireless Headsets. The headsets communicate with each other, as a single headset with four summed microphones.

The Intercom can simply plug together using standard CAT-6 patch cables. When connected to another unit all headsets become part of that system. Two CI-HSI-41 can be connected together to make a single system of up to 8 headsets. The eight headsets act as one unit.

Initial setup is accomplished with built in level indicator lights and the controls on the receiver/charging base. Once completed, no further adjustments should be required.

The CI-HSI-41 can be used as a small stand-alone Wireless Headset Intercom or as an addition to systems using microphones, speakers, and other CI-Buss and PA-Buss devices. By adding a PA-402 the headset conversation can be played over ceiling speakers so observers can hear the conversation.

When combined with our full duplex, hands-free intercom and other products the CI-HSI-41 provides a level of flexibility and control unmatched in communication.

BENEFITS

- Superior Sound Quality
- Low Cost
- Total Flexibility
- Easy Set up
- Simple Integration

Associated Equipment

PA-402	Program & Paging Amplifier
CI-ODC-1	Collaborative Intercom Operator Desk Console
CI-MSI-22	Collaborative Intercom Microphone Speaker Interface

Design Information

Power	24V DC (Power Supply Not Included)
Color	Light Gray Metal Enclosure
Mounting	Wall / Backboard
Dimensions	8.6" W x 6" D x 1.75" H
Weight	2 lbs.

Architects' and Engineers' Specifications

A 4 headset wireless communication system must be provided for this project to have hands-free communication without the use of fixed location microphones and speakers or hardwired headset connections. The Headset Combiner must be capable of connecting at least 4 industry standard telephone headsets and expandable to 8 headsets. The system must include Automatic Level Control and the Collaboration Intercom interface for connection to other Tech Works CI-BUSS devices for a complete and operable system. System connections must be via industry standard CAT-6 patch cords. The Headset Combiner shall operate from a separate UL Listed 24 VDC 1 Amp power source. The Collaborative Intercom Headset Combiner shall be Tech Works Model CI-HSI-41

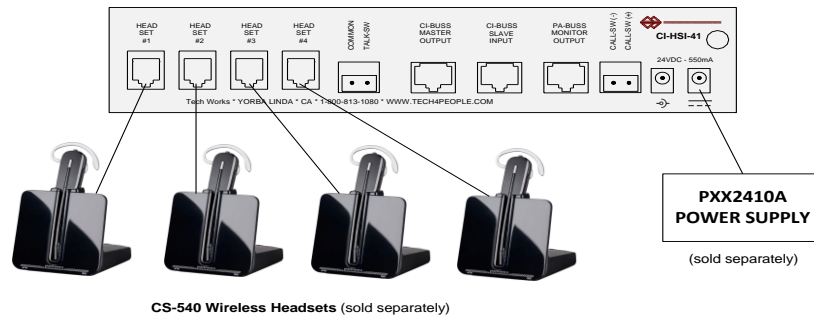


Tech Works®

"Making Specialized Communication Easy"



Rear View and Connections



The CI-HSI-41 is a stand-alone Headset Intercom that accommodates up to four Plantronics Wireless Headsets. There are four industry standard RJ-22, telephone handset connectors provided to connect the headsets.

A 2-position euro-style barrier strip provides for connection of a normally open switch that can be used to control priority switching for Headset #1. When connected, and properly configured, the Talk Switch allows Headset #1 to take priority over other headsets and make an announcement to the system or to outside speakers connected to a PA-402 amplifier.


The CI-HSI-41 may also be part of an Intercom System and has a CI-BUSS interface. For example, two CI-HSI-41's may be connected together to expand the system to 8 Headsets. Or a CI-ODC-1 Desk Console can be added for an Observation Operator location. The "MASTER" connector acts as an output to other units while the "SLAVE" acts as an input.

A selective Monitor Output (PA-BUSS) is included for connection of Recording or Room Speakers. Jumper options allow observers to monitoring the people using headsets to hear the conversation. The output may be keyed by the Talk Switch, for selective response by a PA-402.

Both the CI-BUSS and the PA-BUSS are transformer isolated, so the distances between units can be great without introducing noise into the system. Also the transformer isolation allows different parts of the system to be grounded locally for safety.

When used with an Intercom System, a normally open "Call Switch" may be added to get the Operators attention by stepping on a footswitch or pushing a button.

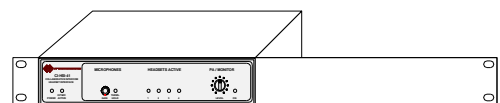
Three mounting options are available as standard configurations:



Desk Mount (DM)
CI-HSI-41-DM



Wall Mount (WM) (Under Counter)
CI-HSI-41-WM



Rack Mount (RM)
CI-HSI-41-RM

Other mounting options are available upon request.



Side by Side Wall Mount in a WM-2



Side by Side Rack Mount with an RM-2

For further system set up and adjustment please see the System Planning Guide on our website by scanning the QR Code.

