



Slide 1

**Tech Works**

**End User Training**  
**NC-Series Nurse Call**




---

---

---

---

---


---

---

---

Slide 2

**Product Overview – What is Nurse Call**




- A system of lights and sounds to signal in a healthcare facility.
- Push buttons and Pull Strings to call for help.
- Annunciators to let someone know that help is needed.

**Levels of call:**

- Normal Call
- Emergency Call
- Code Blue

**How they differ:**

- Steady Light with a Single Tone (repeating every 10 seconds)
- Fast Flashing Light with matching Tone
- Super Fast Flashing Light with matching Tone




---

---

---

---

---

---



---

---

Slide 3

**How does it work?**

- Let's say someone is in a rest room and needs HELP.
- They can either
  - Pull the string or
  - Push the HELP button
- The Cancel Button will light up and Flash.
- The Dome Light outside the room will light up and Flash.
- And the Annunciator will Light up and Flash.
  - The annunciator will also have a tone to get people's attention.


---

---

---

---

---

---

---



---



Slide 4

**How do we make it stop?**

- The only way to cancel a call of any type is to go to the station that originated the call and press the CANCEL button.
- Once you Press the CANCEL button everything stops and returns to OFF.
- No other pending calls will be effected by canceling a station call.
- You must go to each station that has a pending call and press the CANCEL button on the calling station.



---

---

---

---

---

---



---

---

Slide 5

**Patient Station**

- Patient or Bed Stations are located near a bed or infusion chair.
- Patient or Bed Stations have a call cord with a button for patients to call for help.
- When the call button is pushed the CANCEL button will light up On Steady.
- The Dome Light outside the room will also Light On Steady on the White elements.
- To Cancel the call simply press the CANCEL button.



---

---

---

---

---

---



---

---

Slide 6

**Patient Station – Staff Assist**

- Each Patient Station has a built in Staff Assist or Code Blue (Optional) button.
- Even if a Patient Call Cord call is in progress
- The Nurse or Staff can press the Staff Assist HELP button to summon assistance.
- The CANCEL button will light up Fast Flashing.
- The Dome Light outside the room will also Light On Fast Flashing on the Red elements.
- To Cancel the call simply press the CANCEL button.



---

---

---

---

---

---

---

---







Slide 10

**Annunciators**

- Annunciators are simply displays of the room or station activity.
- The AN-16 is a 16 room annunciator with no User controls.
- The AN-32 is a 32 room annunciator.
- The AN-32 has a built in SILENCE button to stop the current tone.
- The Tone will return with the next call to alert staff to pay attention.



 Tech Works®

---

---

---

---

---

---

---


---


Slide 11

**Questions?  
Or Further Assistance**

**Resources**

- [www.TechWorks-USA.com](http://www.TechWorks-USA.com)
- Office: 1-800-813-1080



 Tech Works®

---

---

---

---

---

---

---

---